



[CLICK HERE TO REGISTER](#)

### Purchasing your Kix360° membership:

#### STEP 1

- On the Kids & Company KixCare landing page, scroll to find your region
- Click on [Register Now](#) and a payment window will appear



kids &  
COMPANY

Welcome Kids &  
Company Clients:

[Click here for step by step registration instructions.](#)

Ontario

**\$9.95/month + HST**

- Annual Kix360° membership (12 months commitment)

[Register Now](#)

#### STEP 2

- Enter your email address and payment information
- Click on the [Pay](#) button
- After your payment is processed, you will be automatically redirected to complete your account registration with KixCare and can move to step 3

##### Contact info

Email address \*

##### Payment info

Card number

1234 1234 1234 1234



Expiration

MM / YY

CVC

CVC



Country

Canada

Postal code

M5T 1T4

Name on card \*


[Pay CAD10.11 CAD](#)

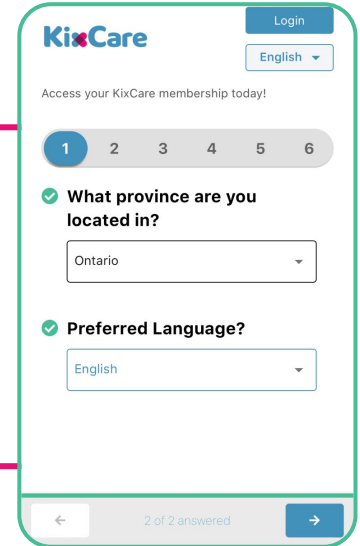
Managed by HubSpot. By continuing, you agree to these [Terms](#) and [Privacy Policy](#), which describe how HubSpot uses your data.



### Completing your account registration:

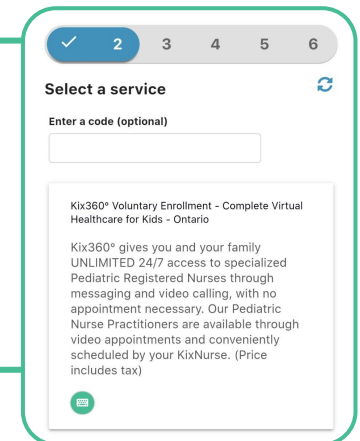
#### STEP 3

- Select the **province you and your family reside in.**
- Select your **preferred language** (English or French)
- Click the  button in the **bottom right corner** of your screen to continue to step 4




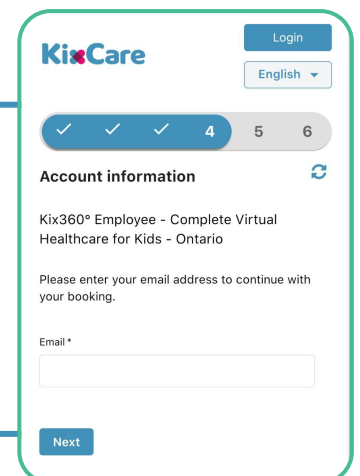
#### STEP 4

- Click the **Kix360° Voluntary Enrollment - Complete Virtual Healthcare for Kids** option
- Click the  button in the **bottom right corner** of your screen to continue to step 5



#### STEP 5


- Enter your email** that you would like to use to sign up for Kix360°
- Click the  button in the **bottom right corner** of your screen





[CLICK HERE TO REGISTER](#)

### STEP 6

- In the fields provided, enter your **First Name, Last Name, and Phone Number**
- Click the  button in the bottom right corner of your screen to continue to step 7

**Account information**

Kix360° Employee - Complete Virtual Healthcare for Kids - Ontario

Please enter your email address to continue with your booking.

Email\*

John.doe@gmail.com

First Name\*

John

Last Name\*


Doe

Phone\*

(416) 999-9999

For questions regarding your appointment, please contact KixCare.  
For technical support, please contact support@kixcare.com

### STEP 7

- Click the link provided to review KixCare's **Terms of Use and Privacy Policy**
- Click the Acknowledge Box
- Complete your employer information (Optional)
- Complete the remaining enrollment form, then click **Submit Booking Request** or  based on your device

**Complete your booking**

Kix360° Employee - Complete Virtual Healthcare for Kids - Ontario

Click to review KixCare's Terms of Use and Privacy Policy.

I acknowledge that I have read and understand KixCare's Terms of Use and Privacy Policy.

**Employer/Organization Information**

Please follow enrolment instructions step-by-step if provided by your organization/employer

Company/Organization Name: \*

Email Address (work or personal based on enrolment instruction if applicable): \*

### STEP 8

- Check your inbox to **confirm your email, complete your intake form, and complete your registration**
- Set a password for your account

**KixCare**

Hi

Welcome to the KixFamily! We are pleased to receive your Kix360° membership booking.

**Next Steps:**

- You will receive a second email with instructions on how to set up your user (username/password) to complete your registration. **Registration is required to gain access!**

**Please set a password**

Password

Your password must have a minimum of 8 characters.

Confirm Password

**Submit**

By continuing, you consent to KixCare [services](#) and [privacy policy](#).